


FEATURES

- Forged brass manifold with exclusive lifetime warranty
- New, over-sized connecting rods for ultimate crankcase performance
- Die cast, anodized aluminum, oil-bath crankcase
- Solid ceramic plungers with continuously lubricated packings
- The original Interpump unitized, stainless steel, K123 inlet and outlet valves
- Ideal for all general cleaning applications
- Comes standard with either SAE J609 gasoline engine mounting flange, or NEMA 56C mounting flange.*
- Also available in "L" left-handed versions

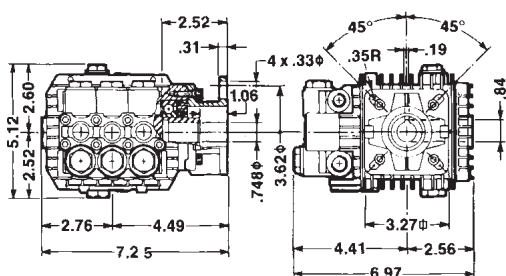


SPECIFICATIONS

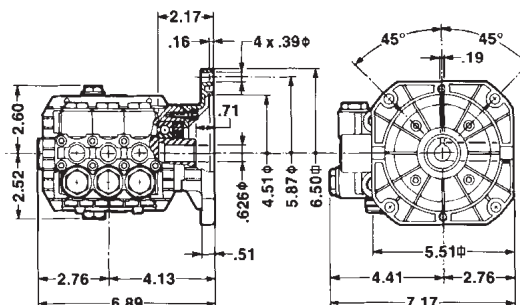
Pump Model	TP2520J34UIL	TP2526J34UIL	TP2530J34UIL	TP2533J34UIL
Maximum Volume	1.9 GPM	2.6 GPM	2.88 GPM	3.3 GPM
Maximum Discharge Pressure	2500 PSI			
Rated Pump Speed	3400 RPM			
Maximum Inlet Pressure	125 PSI			
Maximum Inlet Vacuum	3 ft. water (2.6 in. Hg)			
Bore	.591 in. / 15 mm			
Stroke (in. / mm)	.197 / 5	.260 / 6.6	.283 / 7.2	.315 / 8
Crankcase Oil Capacity	11.0 oz.			
Maximum Fluid Temperature	165°F			
Pump Inlet Port Thread	3/8-19 BSPP-F			
Unloader Inlet Port Thread	1/2-14 BSPP-F**			
Pump Discharge Port Thread	1/4-19 BSPP-F			
Unloader Discharge Port Thread	3/8-19 BSPP-M			
Hollow Shaft I.D.	3/4 in. / 19 mm			
Weight	11.4 lbs.			
Dimensions	7.0 x 7.2 x 5.5 in.			

****DO NOT use NPT Inlet Fitting; GP 680006 Inlet Fitting is recommended.**

DIMENSIONAL DRAWING



J34 Version



X34 Version

NOTE:
Overall height
w/unloader=8"



